



Londonderry

NHED Staff Survey (Public Schools)
Spring 2022 - 603 Bright Futures



Report created by
Panorama Education



Summary

Topic Description	Results	Comparison
Community Engagement	27%	28% New Hampshire Department of Education
Family Engagement	48%	37% New Hampshire Department of Education
Learning Model	57%	50% New Hampshire Department of Education
Professional Learning	20%	26% New Hampshire Department of Education
SEL & Well-Being	37%	38% New Hampshire Department of Education
School Climate	61% ▲ 10 since last survey	55% New Hampshire Department of Education
School Leadership	48%	51% New Hampshire Department of Education
School Safety	59%	52% New Hampshire Department of Education
School public health measures	85%	74% New Hampshire Department of Education
Teaching and Learning Conditions	56%	46% New Hampshire Department of Education

17 responses



Community Engagement

Your average

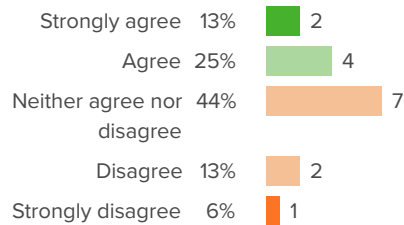
27%

17 responses

State average: **28%** New Hampshire Department of Education

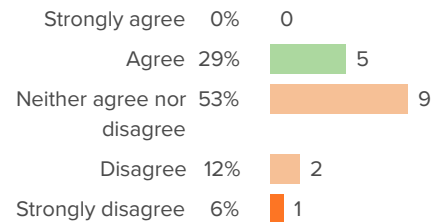
How did people respond?

Q.1: Community members have meaningful input on school budgeting.



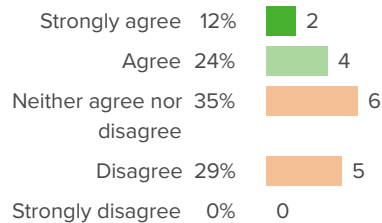
Favorable: **38%**

Q.2: Community members have had meaningful input into how federal COVID response funds are being used.



Favorable: **29%**

Q.3: Our community spends the right amount of funds in the education of our children.



Favorable: **35%**

Q.4: Did you participate or provide input to your school's ESSER school funding?



Favorable: **6%**



Family Engagement

Your average

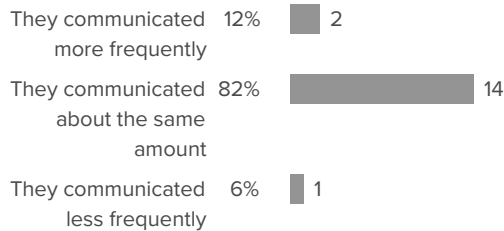
48%

17 responses

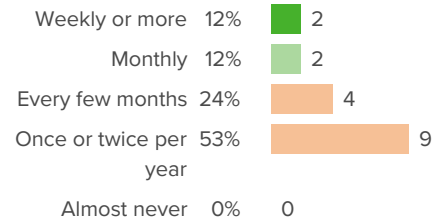
State average: **37%** New Hampshire Department of Education

How did people respond?

Q.1: How frequently did your school communicate with families compared to last year?

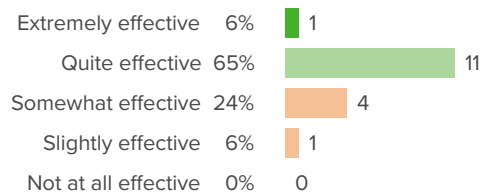


Q.2: How often did you meet with families this year (both in person and virtually)?



Favorable: **24%**

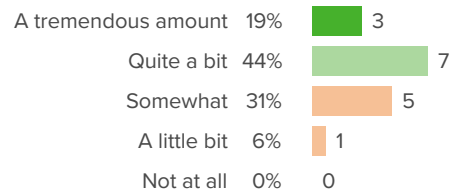
Q.3: How effective do you feel in your interactions with parents/guardians?



▲ **19** from last survey

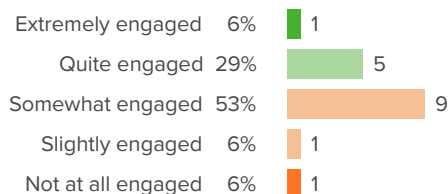
Favorable: **71%**

Q.4: To what extent do staff at your school view parents/guardians as helpful partners and assets in their child's education?



Favorable: **63%**

Q.5: How engaged do you feel parents are with their child's learning?



Favorable: **35%**



Learning Model

Your average

57%

17 responses

State average: **50%** New Hampshire Department of Education

How did people respond?

Q.1: How significantly was this year's core instruction modified from previous years?

Not at all modified	31%	<div></div>	5
Slightly modified	31%	<div></div>	5
Somewhat modified	25%	<div></div>	4
Quite modified	13%	<div></div>	2
Extremely modified	0%	<div></div>	0

▲ **25** from last survey

Favorable: **63%**

Q.2: How satisfied are you with the way learning was structured at your school this year?

Extremely satisfied	25%	<div></div>	4
Quite satisfied	25%	<div></div>	4
Somewhat satisfied	38%	<div></div>	6
Slightly satisfied	13%	<div></div>	2
Not at all satisfied	0%	<div></div>	0

▼ **7** from last survey

Favorable: **50%**



Professional Learning

Your average

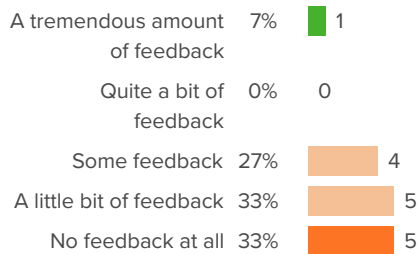
20%

17 responses

State average: **26%** New Hampshire Department of Education

How did people respond?

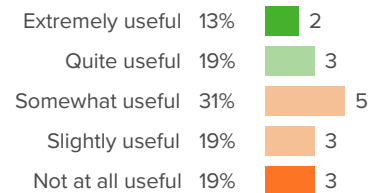
Q.1: How much feedback did you receive on your teaching this year?



▼ **7** from last survey

Favorable: **7%**

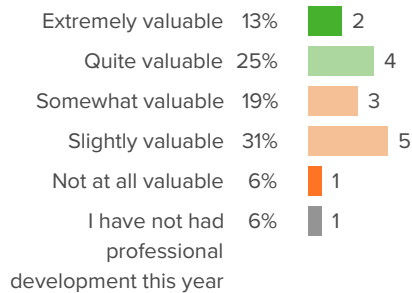
Q.2: How useful do you find the feedback you receive on your work?



▼ **2** from last survey

Favorable: **31%**

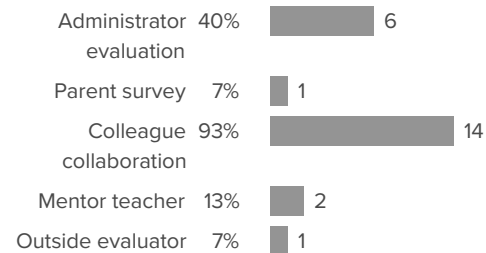
Q.3: How valuable has professional development been this year?



▲ **20** from last survey

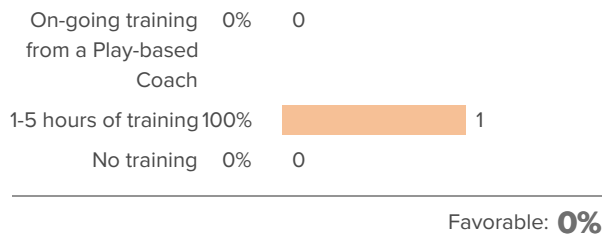
Favorable: **40%**

Q.4: What evaluation(s) do you find most effective to improve your practice? (Select all that apply)

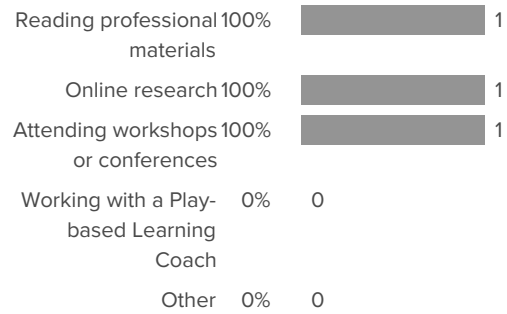




Q.5: Have you been provided professional development in Play-based Learning?



Q.6: I learn most about Play-based Learning through: (Select all that apply)





SEL & Well-Being

Your average

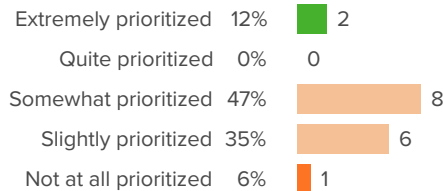
37%

17 responses

State average: **38%** New Hampshire Department of Education

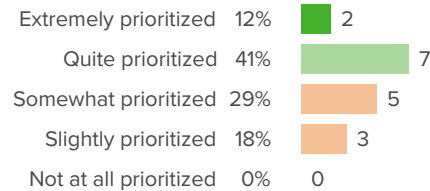
How did people respond?

Q.1: How much is your well-being prioritized by your school?



Favorable: **12%**

Q.2: How much is student well-being prioritized by your school?



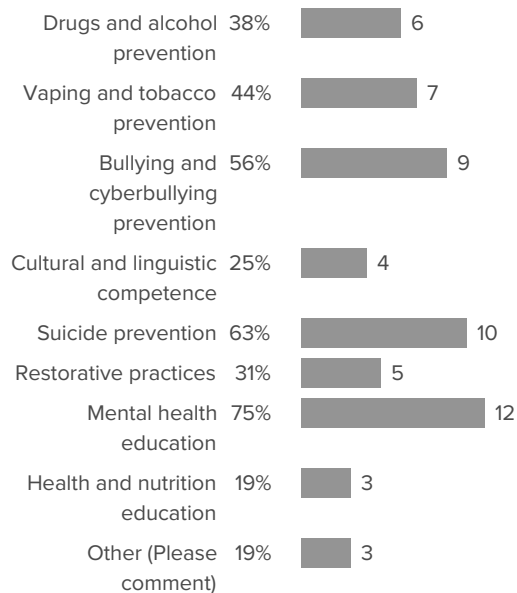
Favorable: **53%**

Q.3: Does your school have a Multi-Tiered System of Support for Behavioral Health and Wellness (MTSS-B) in place?



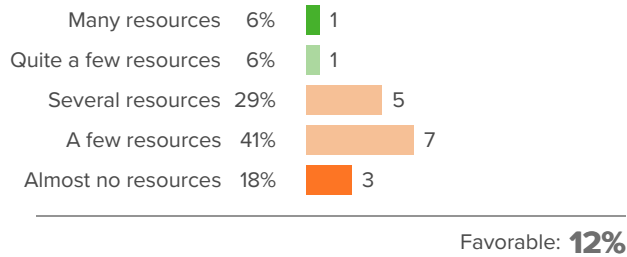
Favorable: **53%**

Q.4: What behavioral health and wellness prevention education would benefit your school community? (Select all that apply)

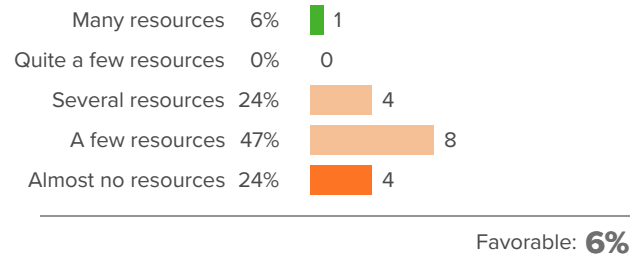




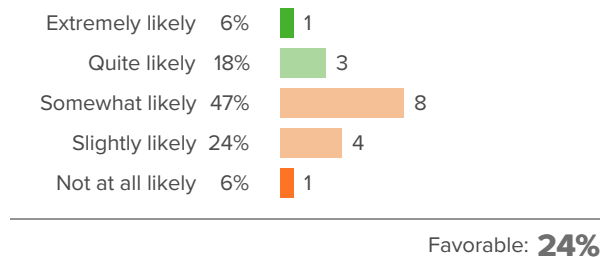
Q.5: Does your school have resources to support students dealing with dysregulation and other behavioral issues resulting from the pandemic?



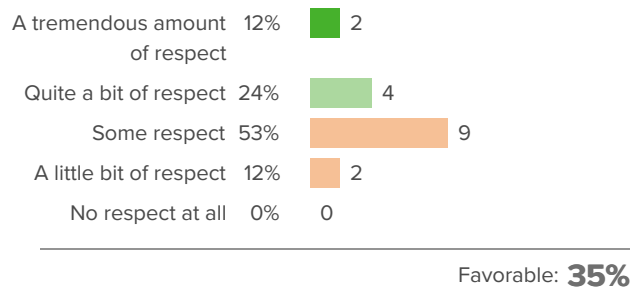
Q.6: Does your school have resources to support students dealing with mental health issues resulting from the pandemic?



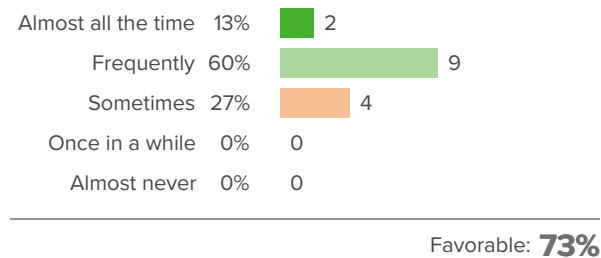
Q.7: If your students fail to reach an important goal, how likely are they to try again?



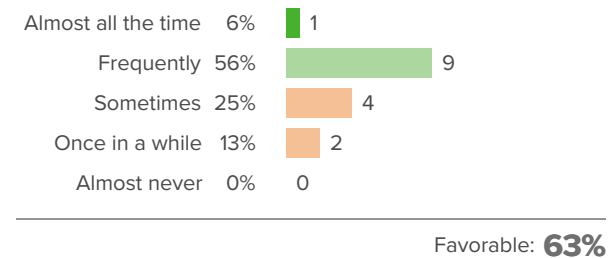
Q.8: How much respect do students in your school show each other?



Q.9: How often do your students come prepared to class?



Q.10: How often do your students remain calm, even if someone is bothering them or saying something bad?





School Climate

Your average

61%

17 responses

Change

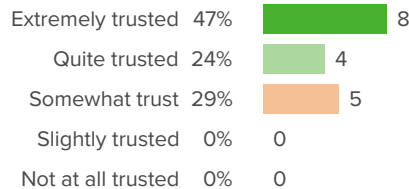
▲ 10

since last survey

State average: **55%** New Hampshire Department of Education

How did people respond?

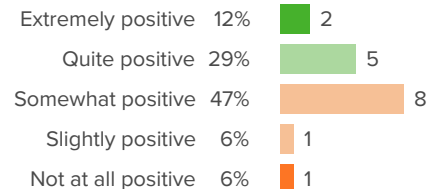
Q.1: To what extent are staff trusted to work in the way they think is best?



▲ 14 from last survey

Favorable: **71%**

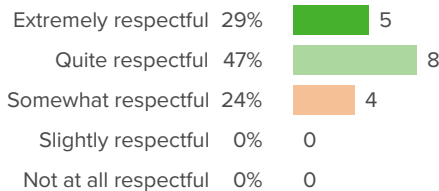
Q.2: How positive are the attitudes of your colleagues?



▲ 17 from last survey

Favorable: **41%**

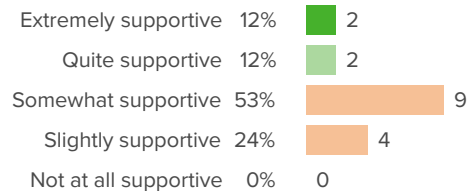
Q.3: How respectful are the relationships between staff and students?



▲ 9 from last survey

Favorable: **76%**

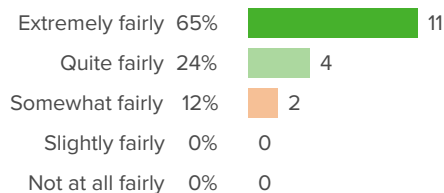
Q.4: When new initiatives are presented at your school, how supportive are your colleagues?



▲ 0 from last survey

Favorable: **24%**

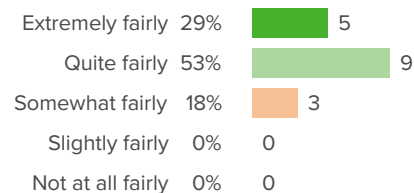
Q.5: To what extent do staff at your school treat students fairly regardless of race, ethnicity, culture, disability, or other differences?



▲ 2 from last survey

Favorable: **88%**

Q.6: To what extent do students at your school treat other students fairly regardless of race, ethnicity, culture, disability, or other differences?

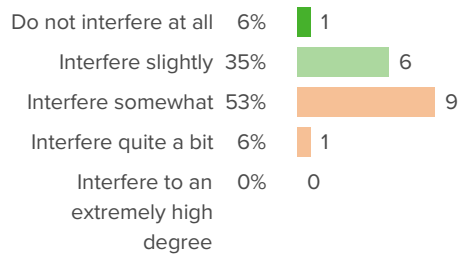


▲ 20 from last survey

Favorable: **82%**



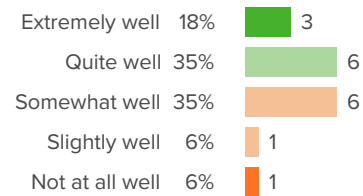
Q.7: To what degree do student behaviors at your school interfere with teaching and learning?



▼ 7 from last survey

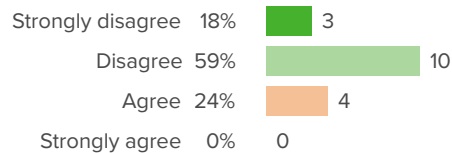
Favorable: **41%**

Q.8: How well do administrators at your school create a school environment that helps students learn?



Favorable: **53%**

Q.9: I avoid raising important issues with my school because it will negatively impact me.



Favorable: **76%**



School Leadership

Your average

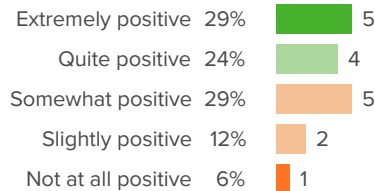
48%

17 responses

State average: **51%** New Hampshire Department of Education

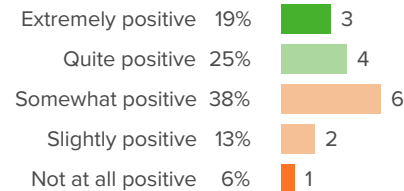
How did people respond?

Q.1: How positive is the tone that school leaders set for the culture of the school?



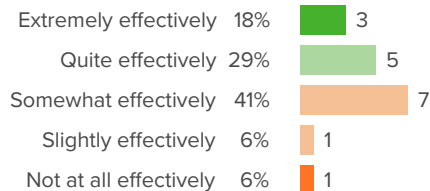
Favorable: **53%**

Q.2: Overall, how positive is the influence of the school leaders on the quality of your teaching?



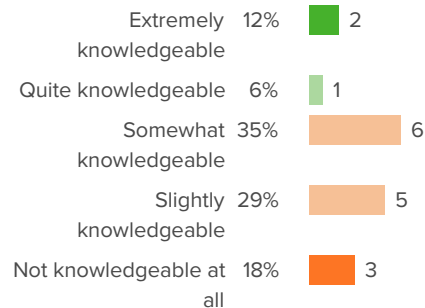
Favorable: **44%**

Q.3: How effectively do school leaders communicate important information to teachers?



Favorable: **47%**

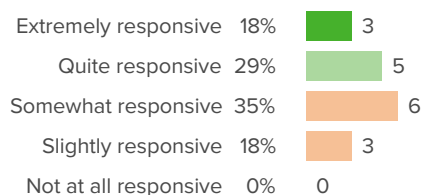
Q.4: How knowledgeable are your school leaders about what is going on in teacher's classrooms?



Favorable: **18%**

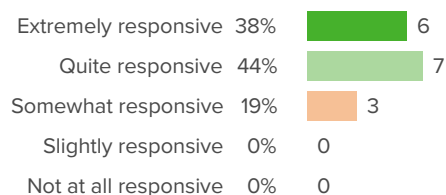


Q.5: How responsive are school leaders to your feedback?



Favorable: **47%**

Q.6: How responsive is school leadership when there are safety concerns?



Favorable: **81%**



School Safety

Your average

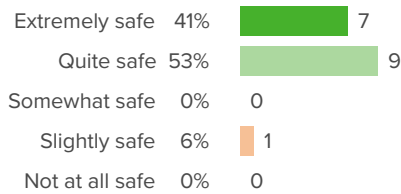
59%

17 responses

State average: **52%** New Hampshire Department of Education

How did people respond?

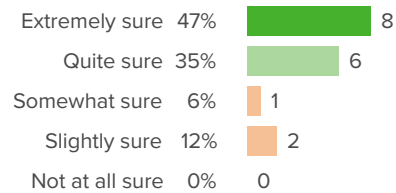
Q.1: How safe do you feel at school?



▲ **23** from last survey

Favorable: **94%**

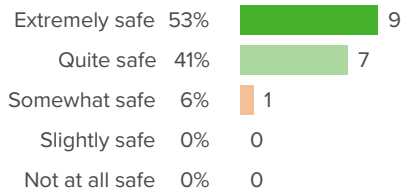
Q.2: How sure are you that if you report unsafe behaviors they will be taken care of at your school?



▲ **30** from last survey

Favorable: **82%**

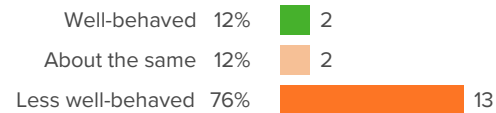
Q.3: How safe do you feel entering and leaving your school building?



▲ **8** from last survey

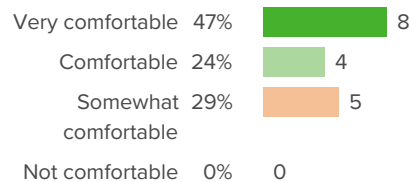
Favorable: **94%**

Q.4: How well-behaved or regulated were your students this year compared to prior years?



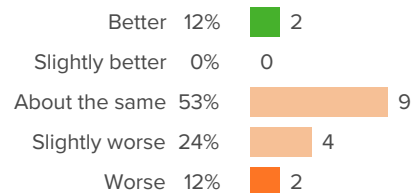
Favorable: **12%**

Q.5: How comfortable do you feel reporting a colleague crossing professional boundaries?



Favorable: **71%**

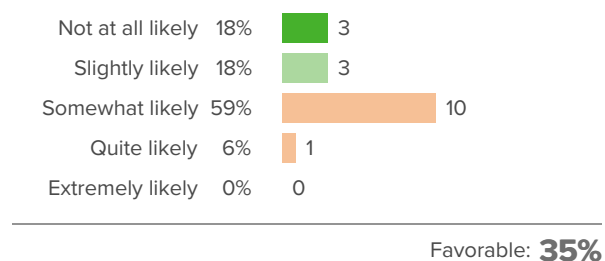
Q.6: Do you feel that student bullying this year is worse than prior to the pandemic?



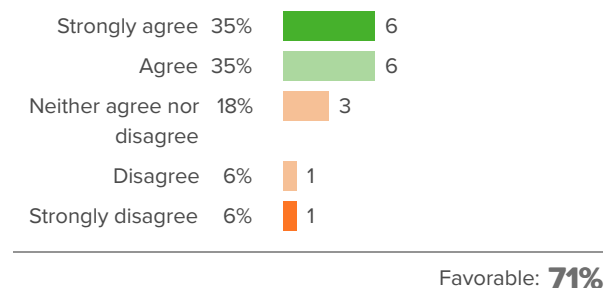
Favorable: **12%**



Q.7: How likely is it that a student at your school will be bullied?



Q.8: The administration responds quickly and appropriately - according to policy - when faced with a bullying incident.





School public health measures

Your average

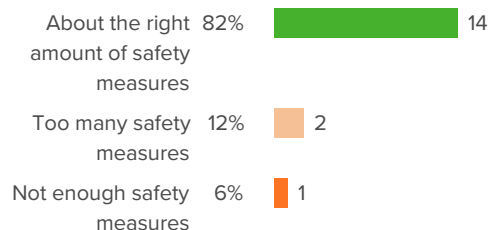
85%

17 responses

State average: **74%** New Hampshire Department of Education

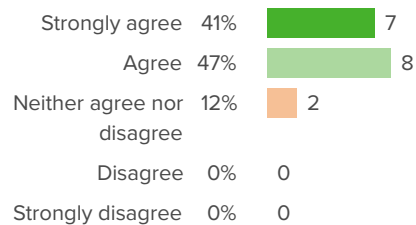
How did people respond?

Q.1: How would you describe the level of COVID-related safety measures and protocols used in your school to keep students healthy this year?



Favorable: **82%**

Q.2: My school system's response to the pandemic was appropriate.



Favorable: **88%**



Teaching and Learning Conditions

Your average

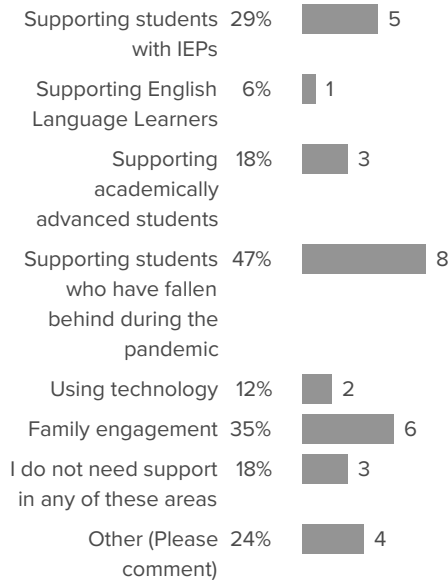
56%

17 responses

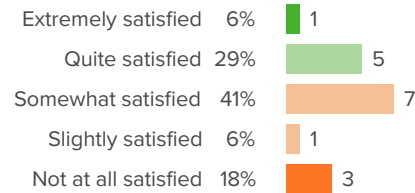
State average: **46%** New Hampshire Department of Education

How did people respond?

Q.1: To be effective in my job, I need additional support in the following areas [Select all that apply]



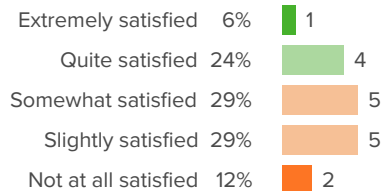
Q.2: How satisfied do you feel with the time you have for staff collaboration?



▲ 21 from last survey

Favorable: **35%**

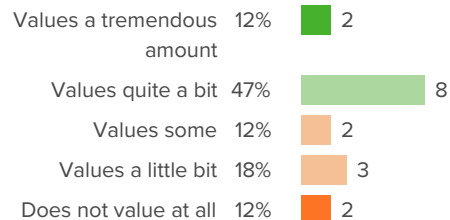
Q.3: How satisfied do you feel with the time you have for planning and preparing instruction?



▲ 14 from last survey

Favorable: **29%**

Q.4: How much do you feel the school values your opinions?

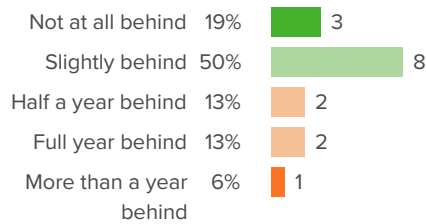


▲ 21 from last survey

Favorable: **59%**

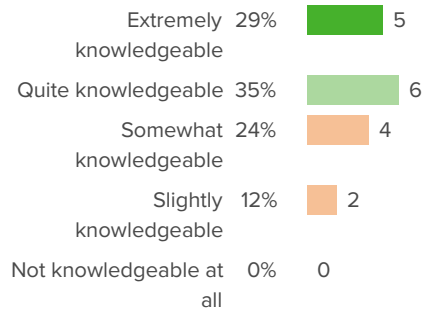


Q.5: How far behind academically, if at all, are your students?



Favorable: **69%**

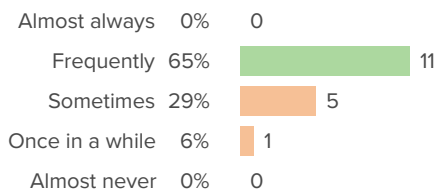
Q.6: How knowledgeable are you regarding where to find resources for working with students who have unique learning needs?



▼ 2 from last survey

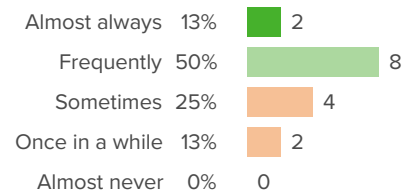
Favorable: **65%**

Q.7: How often do instructional materials in your school encourage students to learn about a broad range of people from different races, ethnicities, geographies, and cultures?



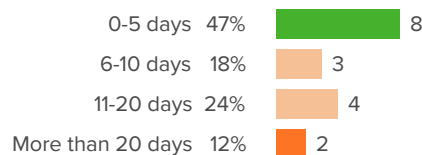
Favorable: **65%**

Q.8: How often does instruction incorporate new or innovative approaches designed to better reach students?



Favorable: **63%**

Q.9: How many instructional days did your students miss because of COVID protocols?



Favorable: **47%**

Q.10: Do you provide parents with educational goals for their child and resources for parents to help with their child's learning?



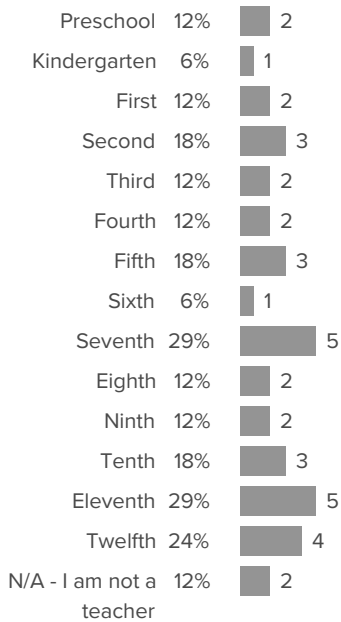
Favorable: **75%**



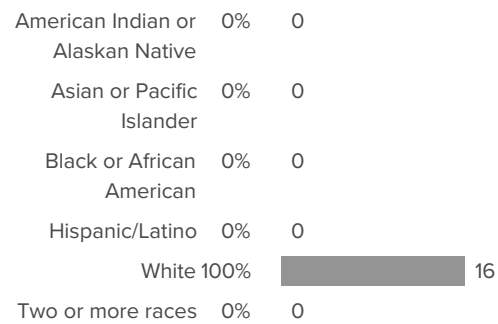
Background Questions

How did people respond?

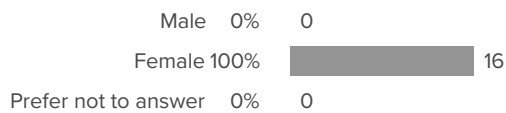
Q.1: What grade(s) do you teach?



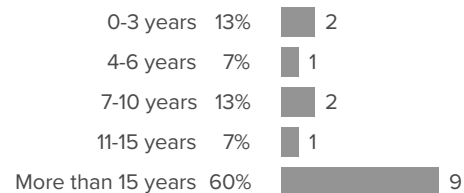
Q.2: What is your race/ethnicity?



Q.3: What is your gender?

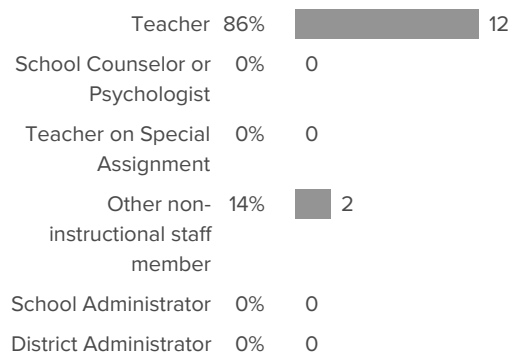


Q.4: For how many years have you taught/worked in education?





Q.5: Which of the following best describes your role within your school or district?



Q.6: For how many years have you worked at this school?

